

PHOTOS – CAPPING / PARAPETS



Photo 1

Capping Stone / Parapet 0 –



Photo 2

Capping Stone / Parapet 1 –



Photo 3

Capping Stone / Parapet 2 –



Photo 4

Capping Stone / Parapet 3 –

PHOTOS – CAPPING / PARAPETS



Photo 5

Capping Stone / Parapet 4 –



Photo 6

Capping Stone / Parapet 5 –



Photo 7

Capping Stone / Parapet 6 –



Photo 8

Capping Stone / Parapet 7 –

PHOTOS – CAPPING / PARAPETS



Photo 9

Capping Stone / Parapet 8 –

NO IMAGE

Photo 10

Capping Stone / Parapet 9 –



Photo 11

Capping Stone / Parapet 10 –



Photo 12

Capping Stone / Parapet 11 –

PHOTOS – CAPPING / PARAPETS



Photo 13

Capping Stone / Parapet 12 –



Photo 14

Capping Stone / Parapet 13 –



Photo 15

Capping Stone / Parapet 14 –



Photo 16

Capping Stone / Parapet 15 –

PHOTOS – CAPPING / PARAPETS



Photo 17

Capping Stone / Parapet 16 –



Photo 18

Capping Stone / Parapet 17 –



Photo 19

Capping Stone / Parapet 18 –



Photo 20

Capping Stone / Parapet 19 –

PHOTOS – CAPPING / PARAPETS



Photo 21

Capping Stone / Parapet 20 –



Photo 22

Capping Stone / Parapet 21 –



Photo 23



Photo 24

PHOTOS – CAPPING / PARAPETS

Capping Stone / Parapet 22 –

Capping Stone / Parapet 23 –



Photo 25



Photo 26

Capping Stone / Parapet 24 –

Capping Stone / Parapet 25 –

PHOTOS – CAPPING / PARAPETS

NO IMAGE

NO IMAGE



Photo 27

Capping Stone / Parapet – Location C1



Photo 28

Capping Stone / Parapet – Location C1

PHOTOS – CAPPING / PARAPETS



Photo 29

Capping Stone / Parapet – Location C1



Photo 30

Capping Stone / Parapet – Location C1



Photo 31

Capping Stone / Parapet – Location C19

NO IMAGE

PHOTOS – CHIMNEYS / DORMERS /WALLS



Photo 1

Chimney / Dormer CH1 –



Photo 2

Chimney / Dormer CH1 –



Photo 3

Chimney / Dormer CH1 –



Photo 4

Chimney / Dormer CH1 –

PHOTOS – CHIMNEYS / DORMERS /WALLS



Photo 5

Chimney / Dormer CH2 –



Photo 6

Chimney / Dormer CH2 –



Photo 7

Chimney / Dormer CH2 –



Photo 8

Chimney / Dormer CH2 –

PHOTOS – CHIMNEYS / DORMERS /WALLS



NO IMAGE

Photo 9

Chimney / Dormer CH2 –



Photo 10

Chimney CH3 –



Photo 11

Dormer 1 –

PHOTOS – CHIMNEYS / DORMERS / WALLS



Photo 12

Dormer 2 –



Photo 13

Chimney / Dormer 1



Photo 14

Location - Parapet 12



Photo 15

Location - Dormer 1

PHOTOS – CHIMNEYS / DORMERS / WALLS



Photo 16

Wall 3 –



Photo 17

Wall 2 –



Photo 18

Wall 1 –

NO IMAGE

PHOTOS – CHIMNEYS / DORMERS / WALLS



Photo 19

Wall 5 –



Photo 20

Wall 6 –



Photo 21

Wall 6 –

NO IMAGE

PHOTOS – CHIMNEYS / DORMERS / WALLS



Photo 22

Wall 7 –



Photo 23

Wall 7 –



Photo 24

Wall 8 –

NO IMAGE

PHOTOS – CHIMNEYS / DORMERS / WALLS



Photo 25

Wall 8 /Wall 9 -



Photo 26

Wall 9 -



Photo 27

Wall 11 -



Photo 28

Wall 11 -

PHOTOS – CHIMNEYS / DORMERS / WALLS



Photo 29

Wall 11 –

NO IMAGE

Photo 30



Photo 31

Wall WL1 –



Photo 32

Wall WL2 –

PHOTOS – CHIMNEYS / DORMERS / WALLS



Photo 33

Wall WL3 –



Photo 34

Wall WL4 –

PHOTOS – SOFFITS



Photo 1

Soffit 1 –



Photo 2

Soffit 2 –



Photo 3

Soffit 3 –



Photo 4

Soffit 4 –

PHOTOS – SOFFITS



Photo 5

Soffit 5 –



Photo 6

Soffit 6 –



Photo 7

Soffit 7 –



Photo 8

Soffit 8 –

PHOTOS – SOFFITS



NO IMAGE

Photo 9

Soffit 9a & 9b – Sacristy



Photo 10

Soffit 10a – Sacristy

Photo 11

Soffit 10b – Sacristy

PHOTOS – SOFFITS



Photo 12

Soffit 11 – Sacristy



Photo 13

Soffit 12 – Sacristy

NO IMAGE

NO IMAGE

PHOTOS – SOFFITS



Photo 14

Soffit – S8



Photo 15

Soffit – S8



Photo 16

Soffit – S8



Photo 17

Soffit – S8

PHOTOS – SOFFITS



Photo 18

Soffit – S8



Photo 19

Soffit – S8



Photo 20

Soffit – S8



Soffit – S8

PHOTOS – SOFFITS



Photo 21

Soffit – S8



Photo 22

Soffit – S8






Photo 23

Soffit – S8



Soffit – S8

PHOTOS – SOFFITS	
	
<p>Photo 24</p>	
<p>Soffit – S8</p>	
	
<p>Photo 25</p>	
<p>Soffit – S7</p>	<p>Soffit – S7</p>

PHOTOS – SOFFITS



Photo 26

Soffit – S1



Photo 27

Soffit – S1



Photo 28

Soffit – S1



Photo 29

Soffit – S1